

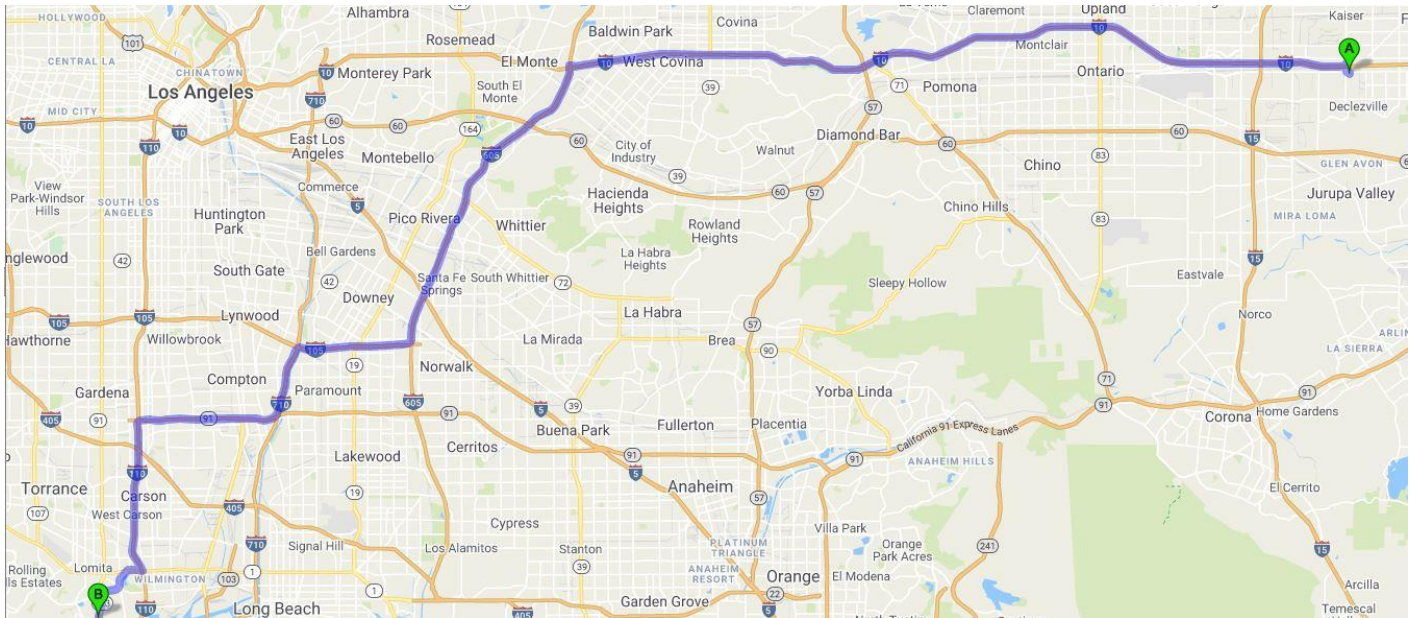
STORE 57 Palo Verdes, California

28979 S. Western Ave, Palo Verdes, Ca. 90275



















STANDARD OPERATING PROCEDURE

WHEN DELIVERING TO STORE 57 – PALO VERDES, CALIFORNIA, PLEASE FOLLOW THIS PROCEDURE:

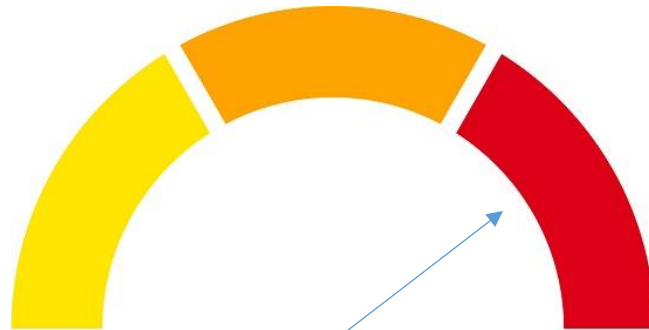
Store Restriction: Delivers on Second Level of parking lot structure. Must back up! Do not pull forward. Enter Second drive way.



Directions:

Driving Direction	Drive for	Trip Miles	Trip Hours
 1. Depart from 14601 Slover Ave, Fontana, CA 92337	 112 ft.	0.0	0:00
 2. Turn left toward Slover Ave.	 351 ft.	0.0	0:01
 3. Turn left onto Slover Ave.	0.1 mi.	0.1	0:02
 4. Turn right onto Cherry Ave.	0.3 mi.	0.2	0:03
 5. Take ramp onto I-10 W (San Bernardino Fwy).	30.3 mi.	0.5	0:04
 6. Take exit 31A onto I-605 S (San Gabriel River Fwy).	12.2 mi.	30.8	0:42
 7. Take exit 9B toward I-605 W/Imperial Hwy onto I-105 W (Century Fwy).	4.2 mi.	43.0	0:58
 8. Take the exit toward Long Beach onto I-710 S (Long Beach Fwy).	3.2 mi.	47.2	1:03
 9. Take exit 8A onto CA-91 W (Gardena Fwy).	4.8 mi.	50.4	1:08
 10. Take exit 6 toward San Pedro onto I-110 S (Harbor Fwy).	6.2 mi.	55.2	1:14
 11. Take exit 4 toward Pacific Coast Hwy/CA-1.	0.2 mi.	61.4	1:22
 12. Turn right onto W Pacific Coast Hwy (CA-1) toward Harbor City/Lomita.	0.5 mi.	61.7	1:23
 13. Turn left onto Vermont Ave.	0.7 mi.	62.2	1:24
 14. Turn slightly right onto Palos Verdes Dr N.	0.7 mi.	62.9	1:26
 15. Turn left onto Western Ave (CA-213).	1.0 mi.	63.7	1:29
 16. Arrive at S Western Ave, Rancho Palos Verdes, CA 90275	0.0 mi.	64.7	1:32

Level of Difficulty: **HIGH**



Delivery Instructions

Store is located on the Second Level of the Shopping Center.

Enter the **2nd DRIVEWAY** and make a left towards de 2nd level.

Once at the 2nd Level back up all the way to the Front of the Store.

Store delivers in the Front.

See Images:



Store entrance 2nd Driveway to Shopping center.



Shopping Center Entrance



Once in the 1st Level Parking, turn left to climb to 2nd Level.



Ramp to the 2nd Level



Once in the second level, line up truck to back up by parking in front of the FedEx Office. (Left)



Back all the way into the store.



Store Delivery Point.



Receiving Dock.



- 1. BOL's: Insure all BOL's are signed.**
- 2. When leaving the store, follow the same directions.**

68.1 Miles to the Store, trip to last 1 hour and 58 Minutes.